



1st Quarter Traffic Light Report on 3rd Party Contracts in Construction for the Period Ending March 31, 2011

(Excludes projects included in regular risk monitoring to CPOC)

Traffic Light Report Terms and Definitions

ONLY PROJECTS WITH BUDGETS OF \$5M OR GREATER ARE INCLUDED IN THE TRAFFIC LIGHT REPORT

Cost Index = Total Project EAC / Current Approved Budget

Schedule Variance = Number of months of change in schedule since last Performance Indicator Report

Contingency Index = % Contingency used / % 3rd Party Contract Completion (contingency used includes expended & pending AWOS; index only triggered when project has reached 50% or higher completion, NYCT reporting threshold of \$15M or more, other agencies, \$5M or more.

Symbols:


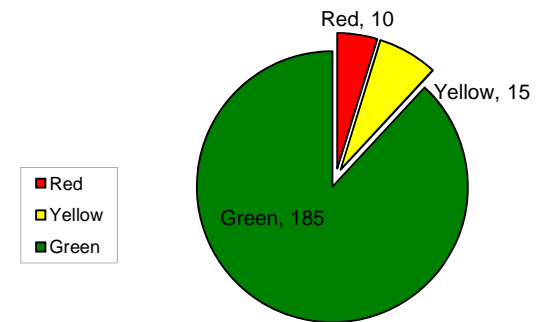
- + = Index increase (Trending indicates condition worsening 10% or greater since last quarterly report)
- = Index decrease (Trending indicates condition improving 10% or greater since last quarterly report)
- 0 = No Change since last quarterly report

Projects in Construction:

- Green - No indices over 110% and no index movement greater than 10%
- Red-Cost Index: An increase of 10% or more since last Performance Indicator Report
- Red-Schedule Variance: An increase of 3 months or more since last Performance Indicator Report
- Yellow - Previously indicated as red with no new substantial change since last Performance Indicator Report

Following this report are one-page agency summaries (on pink paper stock) of issues associated with each project showing a red indicator.

Project Designation for a Total of 210 Projects Reviewed 1st Quarter 2011



Performance Indicator Report
Page 1
Quarterly Traffic Light Report on Third Party Contracts in Construction for the Period Ending March 31, 2011

| Description | Capital Plan | Phase | Total Project EAC | % Complete | Contingency Index | +/-o | Cost Index | +/-o | Schedule Variance (Months) | +/-o | Traffic Light |
|---|--------------|--------------|-------------------|------------|-------------------|------|------------|------|----------------------------|------|---------------|
| B&T - Bridges and Tunnels Program | | | | | | | | | | | |
| Critical Panel Unwrapping | 05 - 09 | Complete | \$6,185,624 | 100.00 | .00 | ○ | 1.00 | ○ | 0 | ○ | ● |
| Concrete Anchorage Repairs | 05 - 09 | Construction | \$11,100,000 | 60.00 | .00 | ○ | 1.00 | - | 0 | ○ | ● |
| Suspended Span Cable Rewrap | 05 - 09 | Construction | \$66,287,216 | 50.00 | .00 | ○ | 1.00 | + | 0 | ○ | ● |
| Structural Steel Repairs | 05 - 09 | Complete | \$13,634,071 | 100.00 | .00 | ○ | 1.00 | ○ | 0 | ○ | ● |
| Elevated and on Grade Approach Deck Replacement - Whitestone Bridge | 05 - 09 | Construction | \$209,519,159 | 70.00 | -.18 | - | 1.00 | - | 0 | ○ | ● |
| Replacement of Decks at Randall's Island and Ward's Island Viaduct and new Ramps - Robert F Kennedy Bridge | 05 - 09 | Construction | \$247,515,862 | 100.00 | .00 | ○ | 1.00 | + | 0 | ○ | ● |
| Replacement of Concrete Deck and Rehabilitation Of the Abutment and Retaining Walls, Queens Approach - Throgs Neck Bridge | 05 - 09 | Construction | \$76,681,360 | 90.00 | .14 | + | 1.00 | - | 0 | ○ | ● |
| Rehabilitation of Approach | 05 - 09 | Complete | \$83,128,867 | 100.00 | .00 | ○ | 1.00 | - | 0 | ○ | ● |
| Rehabilitate Suspended Decks, Upper Level - Verrazano Narrows Bridge | 05 - 09 | Complete | \$52,819,653 | 100.00 | .00 | ○ | 1.00 | + | 0 | ○ | ● |
| New Toll Plaza - Phase 1 | 05 - 09 | Construction | \$13,795,225 | 100.00 | .00 | ○ | 1.00 | + | 0 | ○ | ● |
| Expand/Upgrade Control Center | 05 - 09 | Complete | \$12,614,015 | 100.00 | .00 | ○ | 1.00 | - | 0 | ○ | ● |

Performance Indicator Report
Quarterly Traffic Light Report on Third Party Contracts in Construction for the Period Ending March 31, 2011

| Description | Capital Plan | Phase | Total Project EAC | % Complete | Contingency Index | +/-o | Cost Index | +/-o | Schedule Variance (Months) | +/-o | Traffic Light |
|---|--------------|--------------|-------------------|------------|-------------------|------|------------|------|----------------------------|------|---------------|
| B&T - Bridges and Tunnels Program | | | | | | | | | | | |
| Rehabilitation of Ventilation | 05 - 09 | Complete | \$29,514,229 | 100.00 | .00 | ○ | 1.00 | + | 0 | ○ | ● |
| Rehabilitation of the Concrete Substructure and Underwater Work - Cross-Bay Bridge | 10 - 14 | Construction | \$20,114,140 | 3.00 | .00 | ○ | 1.00 | - | 0 | ○ | ● |
| Deck Replacement - the Queens Elevated and On-Grade Approach of the Bronx-Whitestone Bridge | 10 - 14 | Construction | \$291,826,512 | 80.00 | .00 | ○ | 1.00 | ○ | 0 | ○ | ● |
| Replacement of the Upper Level Sidewalk, Curb Stringers, and Roadway Lighting - Henry Hudson Bridge | 10 - 14 | Construction | \$39,154,266 | 2.00 | .00 | ○ | 1.00 | ○ | 0 | ○ | ● |
| Replacement of the wearing course on the orthotropic deck sections of the Robert F. Kennedy Bridge | 10 - 14 | Construction | \$12,595,804 | 1.00 | .00 | ○ | 1.00 | + | 0 | ○ | ● |
| Second Generation E-ZPass In-Lane Subsystem Evaluation and Modernization | 10 - 14 | Construction | \$34,999,059 | 30.00 | .00 | ○ | 1.00 | ○ | 0 | ○ | ● |
| Replacement of the Electrical Switchgear and Equipment - Brooklyn-Battery Tunnel | 10 - 14 | Construction | \$56,736,825 | 4.00 | .00 | ○ | 1.00 | - | 0 | ○ | ● |
| Hazardous Materials Abatement - Agency-Wide | 10 - 14 | Construction | \$8,650,797 | .00 | .00 | ○ | 1.00 | ○ | 0 | ○ | ● |
| Paint - Structural Steel of Bronx and Queens Tower Fender Systems - Throgs Neck Bridge | 10 - 14 | Construction | \$8,306,173 | 30.00 | .00 | ○ | 1.00 | ○ | 2 | ○ | ● |
| Paint - Towers below the Roadway Level - | 10 - 14 | Construction | \$30,356,011 | 7.00 | .00 | ○ | 1.00 | ○ | 0 | ○ | ● |

Performance Indicator Report
Quarterly Traffic Light Report on Third Party Contracts in Construction for the Period Ending March 31, 2011

| Description | Capital Plan | Phase | Total Project EAC | % Complete | Contingency Index | +/-o | Cost Index | +/-o | Schedule Variance (Months) | +/-o | Traffic Light |
|---|--------------|--------------|-------------------|------------|-------------------|------|------------|------|----------------------------|------|---------------|
| Verrazano-Narrows Bridge | | | | | | | | | | | |
| LIRR - Long Island Rail Road Program | | | | | | | | | | | |
| Escalator Replacement Program | 05 - 09 | Construction | \$5,771,042 | 7.00 | .00 | ○ | 1.00 | ○ | 0 | ○ | ● |
| PS Third Rail & Signals | 05 - 09 | Construction | \$9,629,124 | 90.00 | .00 | ○ | 1.00 | ○ | 0 | ○ | ● |
| ACL Direct Fixation | 05 - 09 | Construction | \$61,470,354 | 100.00 | .00 | ○ | 1.00 | ○ | 0 | ○ | ● |
| Queens Blvd Track & Deck Rehabilitation | 05 - 09 | Construction | \$11,284,000 | .00 | .00 | ○ | 1.00 | ○ | 0 | ○ | ● |
| Bridge Painting | 05 - 09 | Construction | \$5,043,483 | 60.00 | .00 | ○ | 1.00 | ○ | 0 | ○ | ● |
| Junction Blvd Abutment PW | 05 - 09 | Construction | \$30,203,753 | 92.00 | .00 | ○ | 1.00 | ○ | 5 | + | ● |
| Queens Blvd Bridge Rehabilitation | 05 - 09 | Construction | \$23,086,847 | .00 | .00 | ○ | 1.00 | ○ | 0 | ○ | ● |
| ERT Fire & Life Safety | 05 - 09 | Construction | \$116,300,000 | .00 | .00 | ○ | 1.00 | ○ | 0 | ○ | ● |
| Wayside Event Recorders | 05 - 09 | Construction | \$6,300,000 | .00 | .00 | ○ | 1.00 | ○ | 0 | ○ | ● |
| Rolling Stock Support Equipmnt | 05 - 09 | Construction | \$8,007,496 | 100.00 | .00 | ○ | 1.00 | ○ | 0 | ○ | ● |
| Life Cycle Maintenance Shop - Design and Construction | 05 - 09 | Construction | \$46,509,837 | 70.00 | .41 | + | 1.00 | ○ | 0 | ○ | ● |
| Babylon Car Wash | 05 - 09 | Construction | \$25,500,000 | 57.00 | .51 | + | 1.00 | ○ | 0 | ○ | ● |

Performance Indicator Report
Quarterly Traffic Light Report on Third Party Contracts in Construction for the Period Ending March 31, 2011

| Description | Capital Plan | Phase | Total Project EAC | % Complete | Contingency Index | +/-o | Cost Index | +/-o | Schedule Variance (Months) | +/-o | Traffic Light |
|---|--------------|--------------|-------------------|------------|-------------------|------|------------|------|----------------------------|------|---------------|
| LIRR - Long Island Rail Road Program | | | | | | | | | | | |
| Substations Environmental Reme | 05 - 09 | Construction | \$10,227,000 | .00 | .00 | ○ | 1.00 | ○ | 0 | ○ | ● |
| Morris Park Environmental Stud | 05 - 09 | Construction | \$8,594,501 | 85.00 | .00 | ○ | 1.00 | ○ | 0 | ○ | ● |
| Right of Way - Fencing installation | 10 - 14 | Construction | \$8,000,000 | 65.00 | .00 | ○ | 1.00 | ○ | 0 | ○ | ● |
| Rehabilitation construction of three bridges on the Montauk Branch in Hampton Bays, Suffolk County. | 10 - 14 | Construction | \$26,200,000 | .00 | .00 | ○ | 1.00 | ○ | 0 | ○ | ● |
| Atlantic Avenue Viaduct - Phase IIb | 10 - 14 | Construction | \$66,700,000 | 90.00 | .00 | ○ | 1.00 | ○ | 0 | ○ | ● |
| Shop Reconfiguration and Reliability Centered Maintenance Infrastructure Improvements | 10 - 14 | Construction | \$10,400,000 | 1.00 | .00 | ○ | 1.00 | ○ | 0 | ○ | ● |
| MNR - Metro-North Railroad Program | | | | | | | | | | | |
| GCT Leaks Remediation | 05 - 09 | Construction | \$10,900,000 | .00 | .00 | ○ | 4.54 | + | 0 | ○ | ● |
| Vital Processor System (GCT) | 05 - 09 | Construction | \$6,204,592 | .00 | .00 | ○ | .95 | + | 0 | ○ | ● |
| Croton-Harmon and Peekskill Station Improvements | 05 - 09 | Construction | \$14,496,731 | 1.00 | .00 | ○ | .94 | + | 0 | ○ | ● |
| Poughkeepsie Station Building | 05 - 09 | Construction | \$17,230,453 | 100.00 | .00 | ○ | .96 | - | 0 | ○ | ● |
| New Haven Line Stations Improvements | 05 - 09 | Construction | \$22,244,412 | 100.00 | .00 | ○ | 1.00 | ○ | 1 | ○ | ● |
| Station Building Rehabs. | 05 - 09 | Construction | \$11,186,888 | 35.00 | 4.07 | + | .99 | - | 3 | + | ● |

Performance Indicator Report
Page 5
Quarterly Traffic Light Report on Third Party Contracts in Construction for the Period Ending March 31, 2011

| Description | Capital Plan | Phase | Total Project EAC | % Complete | Contingency Index | +/-/o | Cost Index | +/-/o | Schedule Variance (Months) | +/-/o | Traffic Light |
|---|--------------|--------------|-------------------|------------|-------------------|-------|------------|-------|----------------------------|-------|---------------|
| MNR - Metro-North Railroad Program | | | | | | | | | | | |
| Bronx Stations/Capacity Imp | 05 - 09 | Construction | \$11,428,532 | .00 | .00 | ○ | .85 | + | 0 | ○ | ● |
| Cortlandt Parking and Access Improvements | 05 - 09 | Construction | \$33,981,764 | 62.00 | 1.01 | + | .98 | ○ | 0 | ○ | ● |
| Tarrytown Station Improvement | 05 - 09 | Construction | \$36,372,646 | 40.00 | 1.19 | + | .97 | ○ | 0 | ○ | ● |
| GCT Elevators | 05 - 09 | Construction | \$7,403,500 | 83.00 | .00 | ○ | .96 | ○ | 0 | ○ | ● |
| GCT Facilities Rehabilitation | 05 - 09 | Construction | \$23,318,197 | 75.00 | 1.33 | + | 1.03 | + | 0 | ○ | ● |
| Drainage and Undercutting | 05 - 09 | Construction | \$7,018,224 | 100.00 | .00 | ○ | .94 | ○ | 0 | ○ | ● |
| Replace/Repair Undergrade Brid | 05 - 09 | Construction | \$26,489,126 | 100.00 | .00 | ○ | 1.00 | ○ | 0 | ○ | ● |
| Overhead Bridge Program-E of H | 05 - 09 | Construction | \$14,857,382 | .00 | .00 | ○ | 2.47 | + | 0 | ○ | ● |
| Undergrade Br. Program W of H | 05 - 09 | Construction | \$7,998,048 | 100.00 | .00 | ○ | 1.00 | ○ | 0 | ○ | ● |
| Replace CTC Systems - Design | 05 - 09 | Construction | \$27,317,902 | 100.00 | .00 | ○ | 1.00 | - | 0 | ○ | ● |
| Tagging Relays - H&H | 05 - 09 | Construction | \$12,682,721 | .00 | .00 | ○ | 1.00 | + | 0 | ○ | ● |
| Harlem And Hudson Lines Substa | 05 - 09 | Construction | \$13,610,706 | 95.00 | .00 | ○ | .97 | ○ | 2 | ○ | ● |
| NYCT - New York City Transit Program | | | | | | | | | | | |
| Fare Collection: Tompkinsville | 05 - 09 | Complete | \$7,439,552 | 100.00 | .64 | + | 1.01 | - | 0 | ○ | ● |

Performance Indicator Report
Quarterly Traffic Light Report on Third Party Contracts in Construction for the Period Ending March 31, 2011

| Description | Capital Plan | Phase | Total Project EAC | % Complete | Contingency Index | +/-o | Cost Index | +/-o | Schedule Variance (Months) | +/-o | Traffic Light |
|---|--------------|--------------|-------------------|------------|-------------------|------|------------|------|----------------------------|------|---------------|
| NYCT - New York City Transit Program | | | | | | | | | | | |
| St. George Terminal Improvmnts | 05 - 09 | Construction | \$7,204,549 | 59.00 | .20 | + | 1.00 | o | 0 | o | ● |
| Charleston Depot | 00 - 04 | Construction | \$18,170,000 | 100.00 | .00 | o | .00 | o | 0 | o | ● |
| Replace HPEMs | 05 - 09 | Construction | \$5,243,039 | 82.00 | .00 | o | 1.00 | o | 0 | o | ● |
| Rehabilitate Avenue M Station - Brighton Line | 05 - 09 | Construction | \$44,874,417 | 65.00 | 1.22 | + | 1.10 | o | 0 | o | ● |
| Rehabilitate Neck Road Station - Brighton Line | 05 - 09 | Complete | \$39,292,864 | 86.00 | .82 | + | 1.06 | o | 0 | o | ● |
| Rehabilitate Avenue H Station - Brighton Line | 05 - 09 | Construction | \$47,611,253 | 65.00 | 1.33 | + | 1.08 | + | 0 | o | ● |
| Rehabilitate Avenue U Station - Brighton Line | 05 - 09 | Complete | \$42,795,480 | 98.00 | .58 | + | 1.05 | o | 0 | o | ● |
| Rehabilitate Bleecker Street Station - Lexington Avenue Line | 05 - 09 | Construction | \$33,648,151 | 48.00 | .29 | + | 1.08 | o | 2 | o | ● |
| Rehabilitate Jay Street Station - FUL | 05 - 09 | Complete | \$65,027,772 | 94.00 | .74 | + | 1.05 | - | 0 | o | ● |
| Rehabilitate 96th Street Station - Broadway-7th Avenue Line | 05 - 09 | Complete | \$64,213,454 | 99.00 | .30 | + | 1.11 | - | 0 | o | ● |
| Rehabilitate Morrison-Sound View Avenue Station - Pelham Line | 05 - 09 | Construction | \$25,020,117 | 97.00 | .22 | + | 1.01 | + | 0 | o | ● |
| Rehabilitate Parkchester-E 177th Street Station - | 05 - 09 | Construction | \$33,785,473 | 90.00 | .31 | + | 1.01 | - | 0 | o | ● |

Performance Indicator Report
Page 7
Quarterly Traffic Light Report on Third Party Contracts in Construction for the Period Ending March 31, 2011

| Description | Capital Plan | Phase | Total Project EAC | % Complete | Contingency Index | +/-/o | Cost Index | +/-/o | Schedule Variance (Months) | +/-/o | Traffic Light |
|--|--------------|--------------|-------------------|------------|-------------------|-------|------------|-------|----------------------------|-------|---------------|
| Pelham Line | | | | | | | | | | | |
| NYCT - New York City Transit Program | | | | | | | | | | | |
| Rehab St Lawrence Av PEL | 05 - 09 | Construction | \$26,542,483 | 6.00 | 1.06 | + | 1.00 | O | 0 | O | ● |
| Rehabilitate Elder Avenue Station - Pelham Line | 05 - 09 | Construction | \$26,269,282 | 5.00 | .00 | O | 1.01 | O | 0 | O | ● |
| Rehabilitate Whitlock Avenue Station - Pelham Line | 05 - 09 | Construction | \$24,192,702 | 97.00 | .17 | + | 1.01 | O | 0 | O | ● |
| Rehabilitate Mott Avenue Station - Rockaway Line | 05 - 09 | Construction | \$11,411,417 | 73.00 | .72 | + | 1.02 | + | 0 | O | ● |
| Rehabilitate East 180th Street Station - White Plains Road Line | 05 - 09 | Construction | \$49,650,709 | 65.00 | .39 | + | 1.08 | O | 0 | O | ● |
| Station Accessibility (ADA) - Bleecker-Broadway/Lafayette Street Station Complex | 05 - 09 | Construction | \$17,688,531 | 60.00 | .99 | + | 1.07 | O | 2 | O | ● |
| Station Accessibility (ADA) Kings Highway Station - Brighton Line | 05 - 09 | Construction | \$10,113,723 | 41.00 | 1.08 | + | 1.06 | O | 0 | O | ● |
| Station Accessibility (ADA) Jay Street Station - Fulton Line | 05 - 09 | Complete | \$16,455,505 | 94.00 | .71 | + | 1.06 | O | 0 | O | ● |
| Station Accessibility (ADA) 96th Street Station - Broadway-7th Avenue Line | 05 - 09 | Complete | \$28,812,657 | 99.00 | .18 | + | 1.07 | - | 0 | O | ● |
| Station Accessibility (ADA) Jay Street-Lawrence Street Transfer | 05 - 09 | Complete | \$17,658,968 | 94.00 | .02 | + | 1.07 | + | 0 | O | ● |
| Station Accessibility (ADA) Mott Avenue - | 05 - 09 | Construction | \$10,569,812 | 31.00 | .58 | + | 1.00 | - | 0 | O | ● |

Performance Indicator Report
Quarterly Traffic Light Report on Third Party Contracts in Construction for the Period Ending March 31, 2011

| Description | Capital Plan | Phase | Total Project EAC | % Complete | Contingency Index | +/-o | Cost Index | +/-o | Schedule Variance (Months) | +/-o | Traffic Light |
|--|--------------|--------------|-------------------|------------|-------------------|------|------------|------|----------------------------|------|---------------|
| Rockaway Line | | | | | | | | | | | |
| NYCT - New York City Transit Program | | | | | | | | | | | |
| Station Accessibility (ADA) East 180th Street Station - White Plains Road Line | 05 - 09 | Construction | \$10,425,407 | 65.00 | .08 | + | 1.05 | o | 0 | o | ● |
| ADA 45 Rd-Court House Sq: FLS | 05 - 09 | Construction | \$14,992,247 | .00 | .00 | o | .88 | o | 0 | o | ● |
| Passenger Transfer: Bleecker-Broadway/Lafayette Streets | 05 - 09 | Construction | \$81,971,529 | 70.00 | .31 | + | 1.05 | o | 2 | o | ● |
| Intermodal: Myrtle-Wyckoff | 05 - 09 | Complete | \$11,075,346 | 98.00 | .88 | + | 1.06 | o | 0 | o | ● |
| Passenger Transfer: Lawrence Street/Jay Street Stations | 05 - 09 | Complete | \$65,358,345 | 94.00 | .28 | + | 1.08 | + | 0 | o | ● |
| Replace Canopies 5 Stns BW7 | 05 - 09 | Construction | \$14,143,827 | 29.00 | .00 | o | 1.00 | o | 0 | o | ● |
| Station Condition Survey | 05 - 09 | Complete | \$6,919,198 | .00 | .00 | o | 1.00 | o | 0 | o | ● |
| 86 St 4AV Station Improvements | 05 - 09 | Complete | \$12,785,683 | 97.00 | .99 | + | 1.01 | + | -9 | - | ● |
| Station Component Repairs | 05 - 09 | Construction | \$73,073,079 | 52.00 | .57 | + | .95 | + | 0 | o | ● |
| Rehabilitate 71st Street Station - West End Line | 05 - 09 | Construction | \$10,233,504 | 56.00 | 1.35 | + | 1.05 | o | 0 | o | ● |
| Rehabilitate 79th Street Station - West End Line | 05 - 09 | Construction | \$10,167,251 | 52.00 | .63 | + | 1.06 | o | 0 | o | ● |
| Rehabilitate 18 Avenue Station - West End Line | 05 - 09 | Construction | \$10,021,957 | 54.00 | .56 | + | 1.06 | o | 0 | o | ● |

Performance Indicator Report

Page 9

Quarterly Traffic Light Report on Third Party Contracts in Construction for the Period Ending March 31, 2011

| Description | Capital Plan | Phase | Total Project EAC | % Complete | Contingency Index | +/-/o | Cost Index | +/-/o | Schedule Variance (Months) | +/-/o | Traffic Light |
|---|--------------|--------------|-------------------|------------|-------------------|-------|------------|-------|----------------------------|-------|---------------|
| NYCT - New York City Transit Program | | | | | | | | | | | |
| Rehabilitate 20 Avenue Station - West End Line | 05 - 09 | Construction | \$9,598,601 | 64.00 | .08 | + | 1.04 | o | 0 | o | ● |
| Rehabilitate 25 Avenue Station - West End Line | 05 - 09 | Construction | \$10,398,022 | 54.00 | .75 | + | 1.05 | o | 0 | o | ● |
| Rehabilitate Bay 50th Street Station - West End Line | 05 - 09 | Construction | \$9,801,688 | 44.00 | .71 | + | 1.06 | o | 0 | o | ● |
| Rehabilitate Bay Parkway Station - West End Line | 05 - 09 | Construction | \$23,722,665 | 31.00 | .38 | + | 1.04 | o | 0 | o | ● |
| Station Accessibility (ADA) Bay Parkway Station - West End Line | 05 - 09 | Construction | \$14,129,968 | 22.00 | 3.54 | + | 1.06 | - | 0 | o | ● |
| Rehabilitate Fort Hamilton Parkway Station - West End Line | 05 - 09 | Construction | \$24,083,589 | 44.00 | .23 | + | 1.05 | o | 0 | o | ● |
| Rehabilitate 62nd Street Station - West End Line | 05 - 09 | Construction | \$20,949,432 | 30.00 | 1.21 | + | 1.06 | o | 0 | o | ● |
| Rehabilitate 9 Avenue Station - West End Line | 05 - 09 | Construction | \$23,061,195 | 61.00 | .72 | + | 1.06 | + | 0 | o | ● |
| Station Work 50th Street Station - West End Line | 05 - 09 | Construction | \$9,806,565 | 38.00 | .80 | + | 1.03 | o | 0 | o | ● |
| Station Work 55th Street Station - West End Line | 05 - 09 | Construction | \$9,952,786 | 41.00 | .52 | + | 1.03 | o | 0 | o | ● |
| Install Induction Loops for 642 Station Booths | 05 - 09 | Construction | \$13,370,940 | 47.00 | .48 | + | 1.00 | + | 0 | o | ● |
| Gap Fillers Union Square Station Phase 3 | 05 - 09 | Construction | \$26,075,610 | 80.00 | .09 | + | 1.09 | o | 0 | o | ● |

Performance Indicator Report
Page 10
Quarterly Traffic Light Report on Third Party Contracts in Construction for the Period Ending March 31, 2011

| Description | Capital Plan | Phase | Total Project EAC | % Complete | Contingency Index | +/-o | Cost Index | +/-o | Schedule Variance (Months) | +/-o | Traffic Light |
|--|--------------|--------------|-------------------|------------|-------------------|------|------------|------|----------------------------|------|---------------|
| NYCT - New York City Transit Program | | | | | | | | | | | |
| Tunnel Lighting 4th Avenue Portal to Church Avenue - Culver Line | 05 - 09 | Complete | \$23,525,451 | .00 | .00 | ○ | 1.00 | - | 0 | ○ | ● |
| Tun Ltg Lex Av-5th Av QBL | 05 - 09 | Construction | \$11,988,175 | 96.00 | 1.00 | + | 1.00 | ○ | 0 | ○ | ● |
| Fan Wrap-up work - Archer Avenue Line | 05 - 09 | Construction | \$73,053,211 | 85.00 | .90 | + | 1.08 | + | 0 | ○ | ● |
| Deep Well Rehab FUL | 05 - 09 | Construction | \$16,680,074 | 98.00 | .87 | + | 1.02 | ○ | 0 | ○ | ● |
| Rehab Deep Wells LNX | 05 - 09 | Complete | \$13,494,262 | 87.00 | .00 | ○ | 1.00 | ○ | 0 | ○ | ● |
| Vent Plant Rehabilitation - Jackson Avenue - Queens Boulevard Line | 05 - 09 | Construction | \$83,659,146 | 58.00 | .73 | + | 1.00 | - | 0 | ○ | ● |
| Overcoat Bronx Park East to 241st Street - White Plains Road Line | 05 - 09 | Construction | \$37,399,259 | 69.00 | .62 | + | 1.00 | - | 0 | ○ | ● |
| Rehabilitate Culver Viaduct Phase 2 | 05 - 09 | Construction | \$160,789,681 | 56.00 | 1.35 | + | 1.01 | ○ | 0 | ○ | ● |
| Ocean Parkway Station Viaduct - Brighton Line | 05 - 09 | Construction | \$34,340,949 | 96.00 | .91 | + | 1.02 | ○ | 1 | ○ | ● |
| Overcoat Whitlock Avenue Portal to Pelham Bay Park - Pelham Line | 05 - 09 | Construction | \$28,158,438 | 96.00 | .00 | ○ | 1.00 | ○ | 0 | ○ | ● |
| Rockaway Viaduct Phase 2 | 05 - 09 | Construction | \$25,214,744 | 92.00 | .63 | + | 1.00 | ○ | 0 | ○ | ● |
| Overcoat 125 St. Arch BW7 | 05 - 09 | Construction | \$13,178,960 | 75.00 | .00 | ○ | 1.00 | ○ | 1 | ○ | ● |

Performance Indicator Report
Page 11
Quarterly Traffic Light Report on Third Party Contracts in Construction for the Period Ending March 31, 2011

| Description | Capital Plan | Phase | Total Project EAC | % Complete | Contingency Index | +/-o | Cost Index | +/-o | Schedule Variance (Months) | +/-o | Traffic Light |
|--|--------------|--------------|-------------------|------------|-------------------|------|------------|------|----------------------------|------|---------------|
| NYCT - New York City Transit Program | | | | | | | | | | | |
| Overcoat 103rd Street to Main Street Portal - Flushing Line | 05 - 09 | Construction | \$27,532,390 | 97.00 | .41 | + | 1.00 | o | 2 | o | ● |
| Overcoat 27th St-41 Av AST | 05 - 09 | Construction | \$15,314,079 | .00 | .00 | o | 1.00 | o | 0 | o | ● |
| Flooding Mitigation: Various Locations | 05 - 09 | Construction | \$81,976,868 | 285.00 | .00 | - | .91 | - | -1 | - | ● |
| Overcoat Portal -S.27th St AST | 05 - 09 | Construction | \$14,199,694 | .00 | .00 | o | 1.00 | o | 0 | o | ● |
| Structural Rehabilitation 63rd Street to Bay 50th Street - West End Line | 05 - 09 | Construction | \$41,703,946 | 47.00 | .00 | o | .98 | - | 0 | o | ● |
| Structural Rehabilitation 9th Avenue to 63rd Street - West End Line | 05 - 09 | Construction | \$17,400,067 | 52.00 | .00 | o | 1.08 | o | 0 | o | ● |
| Signal Control Modifications Phase 3 | 05 - 09 | Construction | \$43,251,300 | 95.00 | .00 | o | 1.00 | + | 0 | o | ● |
| Signal Cable Replacement | 05 - 09 | Construction | \$73,584,769 | 97.00 | -.54 | - | 1.00 | - | 0 | o | ● |
| ATS B - Prep Work | 05 - 09 | Construction | \$15,000,000 | 59.00 | .00 | o | 1.00 | o | 0 | o | ● |
| Signal Key-By Circuit Modifications Phase 2 | 05 - 09 | Construction | \$26,758,520 | .00 | .00 | o | 1.00 | o | 0 | o | ● |
| ST Signal Enhance LEX Ph 1 | 05 - 09 | Complete | \$6,009,212 | 102.00 | .65 | + | 1.00 | - | 0 | o | ● |
| Fire Suppression Ph 1 | 05 - 09 | Construction | \$18,116,965 | 54.00 | .42 | + | 1.00 | - | 0 | o | ● |

Performance Indicator Report
Page 12
Quarterly Traffic Light Report on Third Party Contracts in Construction for the Period Ending March 31, 2011

| Description | Capital Plan | Phase | Total Project EAC | % Complete | Contingency Index | +/-o | Cost Index | +/-o | Schedule Variance (Months) | +/-o | Traffic Light |
|--|--------------|--------------|-------------------|------------|-------------------|------|------------|------|----------------------------|------|---------------|
| NYCT - New York City Transit Program | | | | | | | | | | | |
| Relay Replacement | 05 - 09 | Construction | \$10,817,410 | .00 | .00 | ○ | 1.00 | ○ | 0 | ○ | ● |
| Copper Cable Replacement: Various locations | 05 - 09 | Construction | \$9,489,725 | .00 | .00 | ○ | .91 | ○ | 0 | ○ | ● |
| Stn Comm Room HVAC Ph 1 | 05 - 09 | Construction | \$42,968,636 | 46.00 | 1.97 | + | 1.81 | + | -18 | - | ● |
| Heating, ventilation and Air-conditioning: Station Communication Rooms | 05 - 09 | Construction | \$26,660,819 | 75.00 | .46 | + | .96 | ○ | 0 | ○ | ● |
| Repl Power Transformers 3 locs | 05 - 09 | Complete | \$12,870,601 | 100.00 | 1.00 | + | 1.00 | - | 0 | ○ | ● |
| Rockwell Place Substation | 05 - 09 | Complete | \$19,438,269 | 96.00 | .68 | + | 1.02 | ○ | 0 | ○ | ● |
| Modernize Caton Avenue Substation | 05 - 09 | Complete | \$273,047,446 | 100.00 | 1.00 | + | 11.22 | + | 0 | ○ | ● |
| Modernize E193 St Substn | 05 - 09 | Complete | \$19,688,368 | 100.00 | 1.00 | + | 1.03 | ○ | 0 | ○ | ● |
| Modernize Meserole Av Substn | 05 - 09 | Complete | \$19,131,793 | 98.00 | .46 | + | .99 | - | 0 | ○ | ● |
| Rehabilitate Underground Substation Hatchways | 05 - 09 | Construction | \$20,262,907 | 39.00 | 3.55 | + | 1.00 | ○ | 0 | ○ | ● |
| Modernize Greeley Substation | 05 - 09 | Construction | \$30,810,976 | 29.00 | .05 | + | 1.00 | ○ | 0 | ○ | ● |
| Cable Cranberry Tube, Ducts | 05 - 09 | Complete | \$34,020,121 | 64.00 | -2.39 | - | 1.00 | ○ | 7 | + | ● |
| Control Cables 4 Substation Control Zones | 05 - 09 | Construction | \$48,811,974 | .00 | .00 | ○ | 1.01 | - | 0 | ○ | ● |

Performance Indicator Report

Page 13

Quarterly Traffic Light Report on Third Party Contracts in Construction for the Period Ending March 31, 2011

| Description | Capital Plan | Phase | Total Project EAC | % Complete | Contingency Index | +/-o | Cost Index | +/-o | Schedule Variance (Months) | +/-o | Traffic Light |
|--|--------------|--------------|-------------------|------------|-------------------|------|------------|------|----------------------------|------|---------------|
| NYCT - New York City Transit Program | | | | | | | | | | | |
| Repl Negative Cables RKY | 05 - 09 | Construction | \$13,117,490 | .00 | .00 | ○ | 1.00 | ○ | 0 | ○ | ● |
| Repl Neg Cable: 59-95 St 4AV | 05 - 09 | Construction | \$16,549,935 | 95.00 | .27 | + | 1.00 | + | 0 | ○ | ● |
| Circuit Breaker House East 180th Street | 05 - 09 | Construction | \$14,454,007 | 90.00 | 1.11 | + | 1.00 | ○ | 0 | ○ | ● |
| Manhole Repairs 2 Locs | 05 - 09 | Construction | \$7,412,912 | 100.00 | 1.00 | + | 1.00 | ○ | 0 | ○ | ● |
| Jay Street Substation, DC Feeders, Circuit Breaker House # 579 | 05 - 09 | Construction | \$34,590,053 | 25.00 | .71 | + | 1.00 | - | 0 | ○ | ● |
| Rehabilitate 3 IRT Substation Enclosures | 05 - 09 | Construction | \$14,515,957 | 75.00 | .46 | + | 1.00 | - | 0 | ○ | ● |
| Heavy Shop Equipment | 05 - 09 | Construction | \$11,399,706 | 97.00 | .00 | ○ | 1.00 | ○ | 0 | ○ | ● |
| 38th Street Yard Portal Viaduct Retaining Wall | 05 - 09 | Complete | \$22,207,781 | 99.00 | .84 | + | .93 | - | 0 | ○ | ● |
| Corona Yard Phase 3 Signals, Track Rehabilitation | 05 - 09 | Complete | \$113,635,998 | 98.00 | .87 | + | 1.02 | ○ | 0 | ○ | ● |
| Yard CCTV | 05 - 09 | Construction | \$11,678,455 | 86.00 | .84 | + | 1.00 | ○ | -1 | - | ● |
| Yard Fencing Upgrades | 05 - 09 | Complete | \$10,925,974 | 99.00 | .84 | + | 1.00 | ○ | 0 | ○ | ● |
| Yard Hydrants Ph 2 | 05 - 09 | Complete | \$14,469,250 | 96.00 | .74 | + | 1.00 | ○ | 0 | ○ | ● |
| Repl 16 Yard Switches 2009 | 05 - 09 | Complete | \$8,976,384 | .00 | .00 | ○ | .98 | ○ | 0 | ○ | ● |

Performance Indicator Report
Quarterly Traffic Light Report on Third Party Contracts in Construction for the Period Ending March 31, 2011

| Description | Capital Plan | Phase | Total Project EAC | % Complete | Contingency Index | +/-o | Cost Index | +/-o | Schedule Variance (Months) | +/-o | Traffic Light |
|---|--------------|--------------|-------------------|------------|-------------------|------|------------|------|----------------------------|------|---------------|
| NYCT - New York City Transit Program | | | | | | | | | | | |
| Yard Fencing Priority 1: 8 Locations | 05 - 09 | Construction | \$29,742,193 | 42.00 | 1.38 | + | 1.00 | o | 0 | o | ● |
| Yard Fencing Priority 2: 5 Locations | 05 - 09 | Construction | \$21,417,783 | 19.00 | .83 | + | .76 | o | 0 | o | ● |
| Reconstruct Clara Hale Depot | 05 - 09 | Construction | \$273,384,590 | 4.00 | .97 | + | 1.00 | + | 0 | o | ● |
| East New York Depot Repairs | 05 - 09 | Construction | \$18,198,408 | .00 | .00 | o | 1.06 | o | 0 | o | ● |
| Lifts: Stengel, Manhattanville | 05 - 09 | Construction | \$6,050,815 | 26.00 | .00 | o | 1.00 | + | 0 | o | ● |
| Bus Rapid Transit Phase 1 | 05 - 09 | Construction | \$21,986,520 | 93.00 | .00 | o | .99 | - | 0 | o | ● |
| Bus Lifts Various Locations | 05 - 09 | Construction | \$8,780,176 | 100.00 | 22.70 | + | 1.00 | o | 0 | o | ● |
| Depot Equipment | 05 - 09 | Construction | \$9,880,197 | .00 | .00 | o | 1.00 | + | 0 | o | ● |
| Priority Repairs: 3 Depots | 05 - 09 | Construction | \$20,080,162 | .00 | .00 | o | 1.09 | + | 0 | o | ● |
| Rubber Tire Vehicles 2006-2007 | 05 - 09 | Complete | \$13,099,284 | 100.00 | .00 | o | .99 | o | 0 | o | ● |
| Rubber Tire Vehicles 2008-2009 | 05 - 09 | Construction | \$7,486,242 | 94.00 | .00 | o | 1.00 | + | 0 | o | ● |
| Trk Geometry-Rail Insp Option | 05 - 09 | Complete | \$13,131,659 | 100.00 | .00 | o | 1.00 | o | 0 | o | ● |
| Fire Alarm/Sprinklers at 5 Locations | 05 - 09 | Construction | \$33,950,132 | 75.00 | .94 | + | 1.05 | + | 0 | o | ● |

Performance Indicator Report
Page 15
Quarterly Traffic Light Report on Third Party Contracts in Construction for the Period Ending March 31, 2011

| Description | Capital Plan | Phase | Total Project EAC | % Complete | Contingency Index | +/-o | Cost Index | +/-o | Schedule Variance (Months) | +/-o | Traffic Light |
|--|--------------|--------------|-------------------|------------|-------------------|------|------------|------|----------------------------|------|---------------|
| NYCT - New York City Transit Program | | | | | | | | | | | |
| Employee Facilities Rehabilitation Parkchester-East 177th Street Station - Pelham Line | 05 - 09 | Construction | \$5,170,909 | 60.00 | .00 | ○ | .98 | - | 0 | ○ | ● |
| Employee Facilities Rehabilitation East 180th Street Station - White Plains Road Line | 05 - 09 | Construction | \$6,544,045 | 55.00 | 1.31 | + | 1.00 | ○ | 0 | ○ | ● |
| DOS Roof Replacement Ph 1 | 05 - 09 | Complete | \$13,051,668 | 97.00 | 1.05 | + | .98 | - | 0 | ○ | ● |
| DOS Roof Replacement Ph 2 | 05 - 09 | Construction | \$19,655,812 | 34.00 | .72 | + | 1.00 | ○ | 0 | ○ | ● |
| EFR Church Av CUL | 05 - 09 | Complete | \$8,331,646 | .00 | .00 | ○ | 1.01 | ○ | 0 | ○ | ● |
| Station Work at 4th Avenue Station on the Culver Line | 10 - 14 | Construction | \$11,867,667 | 7.00 | .56 | + | 1.09 | + | 0 | ○ | ● |
| Improvements at the Dyckman Street Station on the Broadway/7th Avenue Line | 10 - 14 | Construction | \$46,927,503 | 17.00 | .00 | ○ | 1.08 | + | 0 | ○ | ● |
| Rehabilitation of Smith-9th Station on the Culver Line | 10 - 14 | Construction | \$32,308,986 | 1.00 | 20.52 | + | 1.09 | + | 0 | ○ | ● |
| Station Component Work | 10 - 14 | Construction | \$1,785,668 | .00 | .00 | ○ | .01 | + | 2 | ○ | ● |
| Replacement of Platform Edges at 3 Stations on the Eastern Parkway Line | 10 - 14 | Construction | \$8,207,607 | .00 | .00 | ○ | 1.00 | + | 0 | ○ | ● |
| Replace Tunnel Lighting from the 11 St Portal- | 10 - 14 | Construction | \$10,479,676 | .00 | .00 | ○ | 1.00 | + | 0 | ○ | ● |



Performance Indicator Report
Quarterly Traffic Light Report on Third Party Contracts in Construction for the Period Ending March 31, 2011

| Description | Capital Plan | Phase | Total Project EAC | % Complete | Contingency Index | +/-o | Cost Index | +/-o | Schedule Variance (Months) | +/-o | Traffic Light |
|---|--------------|--------------|-------------------|------------|-------------------|------|------------|------|----------------------------|------|---------------|
| Queens Plaza on 60th Street Connection | | | | | | | | | | | |
| NYCT - New York City Transit Program | | | | | | | | | | | |
| Replace Tunnel Lighting from 4 Av-Church Ave on the Culver Line | 10 - 14 | Construction | \$32,037,433 | .00 | .00 | ○ | 1.04 | + | 0 | ○ | ● |
| Rehabilitation of Deep Wells on the Crosstown Line | 10 - 14 | Construction | \$11,227,147 | 2.00 | .00 | ○ | 1.00 | + | 0 | ○ | ● |
| Rehabilitate Emergency Exits at 125 Locations | 10 - 14 | Construction | \$12,430,000 | .00 | .00 | ○ | .42 | + | 0 | ○ | ● |
| Viaduct Repair on the Far Rockaway and Rockaway Lines | 10 - 14 | Construction | \$41,995,529 | .00 | .00 | ○ | 1.06 | + | 0 | ○ | ● |
| Structure Repair from Cypress Hills-130 St on the Jamaica Line | 10 - 14 | Construction | \$19,989,373 | .00 | .00 | ○ | 1.06 | + | 0 | ○ | ● |
| Overcoat Painting of 15 Bridges on the Brighton Line | 10 - 14 | Construction | \$8,818,876 | .00 | .00 | ○ | 1.08 | + | 0 | ○ | ● |
| Overcoat Painting from Cypress Hills-130 St on the Jamaica Line | 10 - 14 | Construction | \$20,256,713 | .00 | .00 | ○ | 1.04 | + | 0 | ○ | ● |
| Replacement of Subway Radio Portable Units | 10 - 14 | Construction | \$6,626,758 | 96.00 | .00 | ○ | 1.08 | + | 3 | + | ● |
| Replacement of Copper Communications Cable | 10 - 14 | Construction | \$10,266,087 | .00 | .00 | ○ | 1.00 | + | 0 | ○ | ● |
| Rehabilitate 5 Substation Enclosures | 10 - 14 | Construction | \$16,581,818 | .00 | .00 | ○ | 1.09 | + | 0 | ○ | ● |
| Modernize 10th Street Substation on the Culver | 10 - 14 | Construction | \$20,841,534 | .00 | .00 | ○ | 1.00 | + | 0 | ○ | ● |

Performance Indicator Report
Page 17
Quarterly Traffic Light Report on Third Party Contracts in Construction for the Period Ending March 31, 2011

| Description | Capital Plan | Phase | Total Project EAC | % Complete | Contingency Index | +/-o | Cost Index | +/-o | Schedule Variance (Months) | +/-o | Traffic Light |
|--|--------------|--------------|-------------------|------------|-------------------|------|------------|------|----------------------------|------|---------------|
| Line | | | | | | | | | | | |
| NYCT - New York City Transit Program | | | | | | | | | | | |
| Repair Power System Duct Bank from 141st Street to 148th Street on the Lenox Avenue Line | 10 - 14 | Construction | \$22,362,695 | .00 | .00 | ○ | 1.00 | + | 0 | ○ | ● |
| Rehab Circuit Breaker Houses #292/#293 on the Nostrand Av Line | 10 - 14 | Construction | \$6,252,065 | .00 | .00 | ○ | 1.00 | + | -2 | - | ● |
| Reserve for Power Cable Duct Rebuilding | 10 - 14 | Construction | \$15,224,435 | .00 | .00 | ○ | .65 | + | 0 | ○ | ● |
| Upgrade 207 St Overhaul Shop Electrical System | 10 - 14 | Construction | \$21,597,271 | 2.00 | .00 | ○ | 1.00 | - | 0 | ○ | ● |
| Upgrade 207 St Overhaul Shop Heating Plant | 10 - 14 | Construction | \$15,659,085 | .00 | .00 | ○ | 1.00 | - | 0 | ○ | ● |
| Bus Rapid Transit - 3 Routes | 10 - 14 | Construction | \$6,701,001 | 2.00 | .00 | ○ | .27 | + | 0 | ○ | ● |
| Rehabilitate Avenue J Station - Brighton Line | 05 - 09 | Construction | \$46,189,969 | 67.00 | .80 | + | 1.06 | + | 0 | ○ | ● |
| Kings Highway Station - Brighton Line | 05 - 09 | Construction | \$31,912,000 | 75.00 | .86 | + | 1.10 | ○ | 0 | ○ | Same as above |
| Newkirk Avenue Plaza Station Phase 2 - Brighton Line | 05 - 09 | Construction | \$41,851,198 | 78.00 | .89 | + | 1.02 | - | 0 | ○ | Same as above |
| Rehabilitate Beach 67th Street Station - Rockaway Line | 05 - 09 | Construction | \$22,069,331 | 64.00 | .99 | + | 1.01 | ○ | 0 | ○ | ● |
| Rehabilitate Beach 60th Street Station - Rockaway Line | 05 - 09 | Construction | \$18,291,495 | 32.00 | .41 | + | 1.02 | - | 0 | ○ | Same as above |
| Rehabilitate Beach 44th Street Station - Rockaway Line | 05 - 09 | Construction | \$17,947,293 | 65.00 | .99 | + | 1.01 | + | 0 | ○ | Same as above |
| Rehabilitate Beach 36th Street Station - Rockaway | 05 - 09 | Construction | \$16,911,056 | 37.00 | .39 | + | 1.01 | ○ | 0 | ○ | Same as |

Performance Indicator Report
Page 18
Quarterly Traffic Light Report on Third Party Contracts in Construction for the Period Ending March 31, 2011

| Description | Capital Plan | Phase | Total Project EAC | % Complete | Contingency Index | +/-o | Cost Index | +/-o | Schedule Variance (Months) | +/-o | Traffic Light |
|--|--------------|--------------|-------------------|------------|-------------------|------|------------|------|----------------------------|------|---|
| Line | | | | | | | | | | | above |
| NYCT - New York City Transit Program | | | | | | | | | | | |
| Rehabilitate Beach 25th Street Station - Rockaway Line | 05 - 09 | Construction | \$18,439,546 | 59.00 | 1.04 | + | 1.01 | O | 0 | O | Same as above |
| Rehabilitate 59th Street Station - Broadway-7th Avenue Line | 05 - 09 | Construction | \$48,315,526 | 98.00 | .84 | + | 1.06 | + | 4 | + |  |
| Rehabilitate 59th Street Station - 8th Avenue Line | 05 - 09 | Construction | \$63,741,096 | 97.00 | .73 | + | 1.12 | + | 4 | + | Same as above |
| Employee Facilities Rehabilitation 59th Street Station - 8th Avenue Line | 05 - 09 | Construction | \$10,701,987 | 100.00 | .88 | + | 1.00 | O | 4 | + | Same as above |
| Rehabilitate Beach 90th Street Station - Rockaway Line | 05 - 09 | Construction | \$19,382,364 | 51.00 | .64 | + | 1.01 | + | 0 | O |  |
| Rehabilitate Beach 98th Street Station - Rockaway Line | 05 - 09 | Construction | \$20,197,934 | 51.00 | .49 | + | 1.01 | - | 0 | O | Same as above |
| Rehabilitate Beach 105th Street Station- Rockaway Line | 05 - 09 | Construction | \$18,286,277 | 52.00 | .71 | + | 1.00 | + | 0 | O | Same as above |